

ONYXWorks®

Fire Systems Command Interface



Network Systems

General

ONYXWorks™ is the next generation in life safety management for centralized control and monitoring of the fire alarm system. The intuitive, graphical display allows personnel to rapidly pinpoint, investigate, and respond to alarm events with minimal operator training. Versatile enough for single-site, multi-site and even worldwide applications, the ONYXWorks graphical workstation allows end-users to manage their NOTIFIER life safety system over a proprietary network or Ethernet. Through its intelligent gateway architecture, ONYXWorks can easily meet the needs of expanding systems. ONYXWorks is also an ideal retrofit solution, supporting seamless integration with competitive panels. Additionally, ONYXWorks provides mass notification capabilities through IP-based voice paging and LED sign integration.

Features

OVERVIEW


- Operates on Microsoft Windows 10 (64 bit, Enterprise)
- Monitor options: 22" Standard, 22" Touch screen, 42" Standard
- Supports up to 200 intelligent gateways, with 200 nodes per gateway
- Maximum Remote Users: 50
- Point Capacity: 250,000
- History File Capacity: 2.5 Million Records
- Supports the following additional languages: Spanish, French, Korean, Portuguese, Hebrew, and Chinese (Traditional and Simplified)
- Compatible with standard, high-speed NOTI•FIRE•NET™, and Ethernet-based networks.
- NOTI•FIRE•NET™ gateway redundancy for network survivability.

USER INTERFACE

- Customizable interface provides flexibility to display information as desired.
- Supports dual monitors
- Dynamically generated floor plan overview provides point of reference when using the zoom function.
- Global Zoom Level for devices (0 – 100%), definable by the administrator.
- Device information, including point address and description, can be quickly accessed through icon left-click function.
- Navigational tree, icons and configurable areas provide easy access to system floor plans.

EVENT NOTIFICATION AND RESPONSE

- Graphic and text display of all off-normal events.
- Six states can be visually represented for each input device: Normal, Trouble, Fire Alarm, Pre-Alarm (detectors), Disabled and Security.
- Automatic screen navigation (configurable) to the device in alarm, based on event priority.
- Multimedia (text, audio, video and bitmaps) can be linked to any device, providing instructions to operators for event response.
- Operator log with response tracking.



7048cov17.jpg

- ONYX-NOTIFY feature provides e-mail and text notification for off-normal events.
- NOTIFY-IP feature supports Voice-Over-IP paging for mass notification.
- Real-time message override capability to LED-Signs on NOTI•FIRE•NET™.

SYSTEM SETUP

- Graphic Editing mode allows on-site or off-site system setup.
- Import building floor plan CAD drawings (as a .dxf, .wmf, .bmp, .jpg, or .gif).
- Customizable device icon and colors to visually represent each event type.
- User defined icons can be globally defined (.PNG, .BMP, .WMF, .JPG, and .GIF formats).

SECURE ACCESS

- System Administrator-definable user profiles provide strict levels of access.
- Monitoring and Control profiles delineate defined operator accounts.
- Operator Login/Logout/Change Password feature allows only authorized personnel to access the system.
- Logs in history of any operator changes in the workstation.

OPERATIONS

- Macros provide customizable programming to simplify repetitive tasks. (disable/enable, de-activate/activate)
- Individual device control and system information through icon right-click function
- History Manager: Filterable history reporting serves as a valuable maintenance and diagnostic tool to identify patterns.

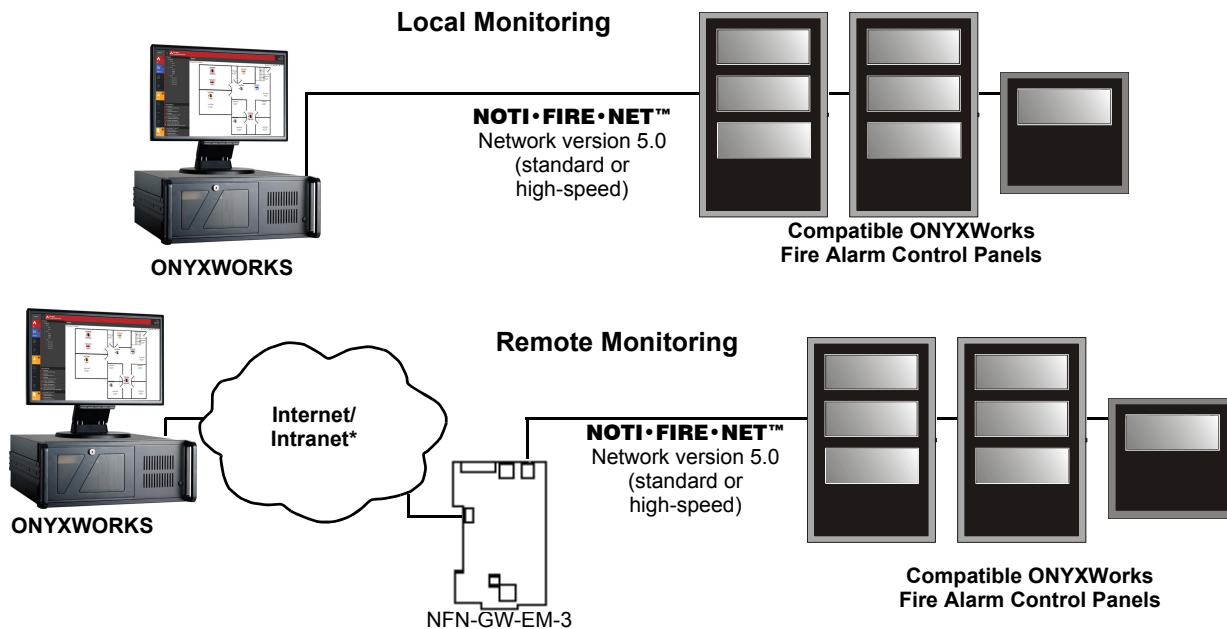
SYSTEM MAINTENANCE

- Backup capability for screen, member, and history databases.
- Obtain software version numbers for network panels (ONYX® Series fire panels.)
- Upload/Download databases to NOTIFIER ONYX series panels and perform panel upgrades (ONYX Series only) over the network using VeriFire Tools.

NOTI•FIRE•NET™ Monitoring

An ONYXWorks system is an ideal component of a Fire Command Center for real-time fire system status and system control options. ONYXWorks interfaces directly to a NOTI•FIRE•NET™ fire system using an NFN Gateway. The NFN Gateway is an intelligent interface used by an ONYXWorks system that facilitates monitoring and control of a NOTI•FIRE•NET (version 5.0) network and NOTIFIER fire panels. The NFN Gateway is available in two versions: PC-based gateway and embedded gateway (see NFN Gateway data sheet DN-7060). The embedded NFN Gateway enables users to monitor multiple sites (local or remote) over an IP network.

Minimum ONYXWorks equipment options/requirements are available on the NFN Gateway data sheet.

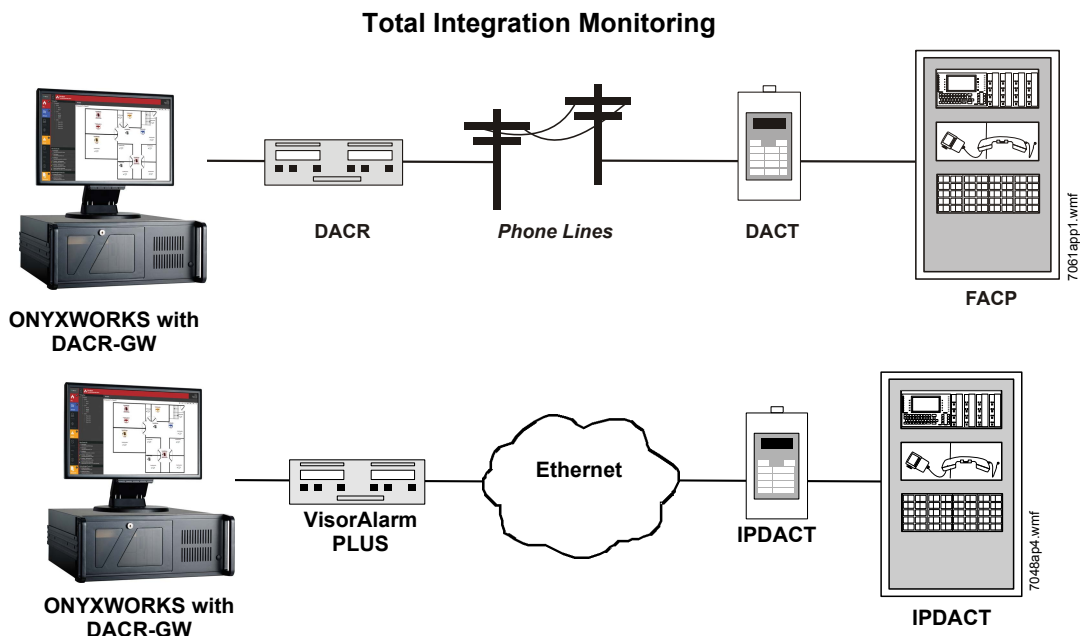


* A UL Listed ethernet (TCP/IP) switch is required between a shared-IP network and the ONYXWorks equipment. Contemporary Control Systems, Inc. (www.ctrlink.com) has several UL864 recognized switching hubs.

Building Systems Integration

In addition to NOTIFIER fire-only applications, the ONYXWorks Proprietary Supervising Station mode allows integration of competitive fire panels and security panels into one graphical user interface. This mode allows for monitoring of local or remote (over shared IP or standard phone lines) building systems using Digital Alarm Communicator Receiver (DACR-GW).

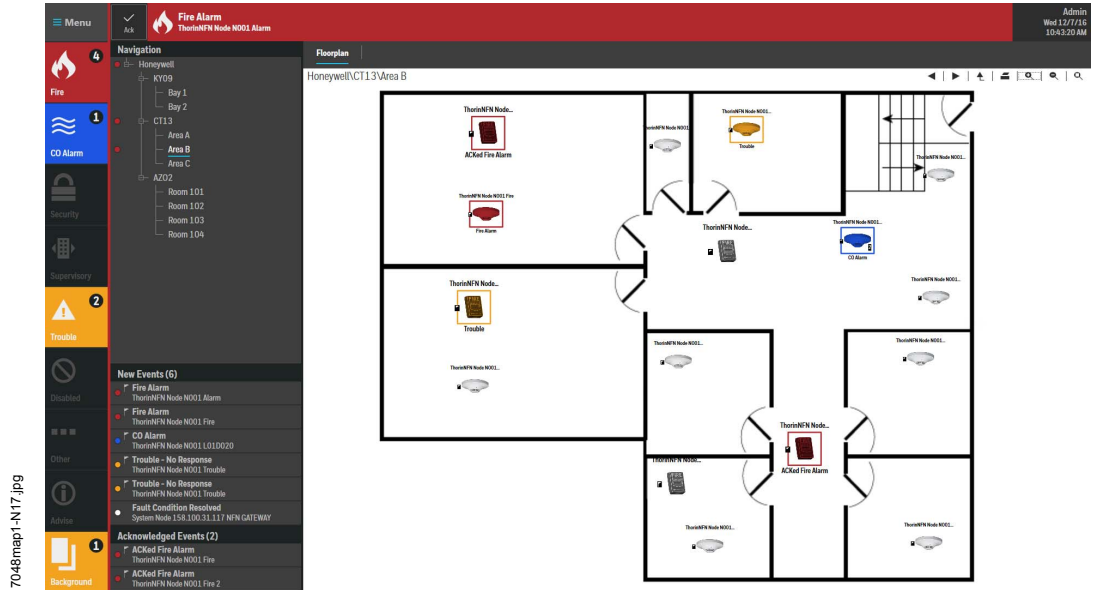
The flexible ONYXWorks system can interface to and monitor events received by Bosch (D6600), and Teldat VisorAlarm Central Station receivers (contact ID format only) by using the Receivers Gateway (see Receivers Gateway data sheet DN-7061).



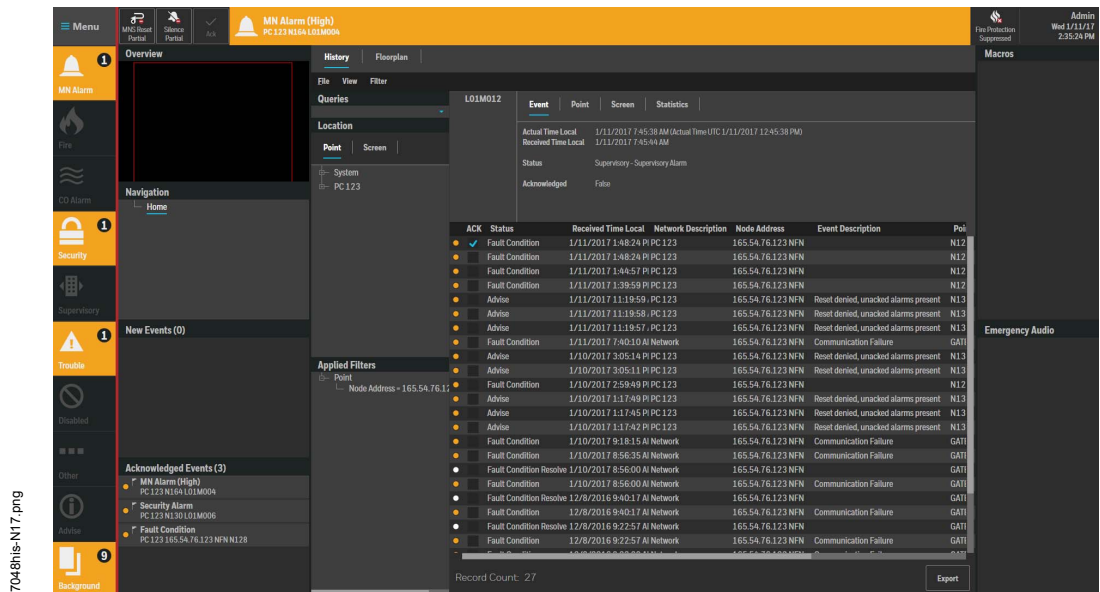
Specialized Client Applications

- ONYXWorks Workstation
- History Manager

ONYXWorks Workstation Software



History Manager



Specifications

DIMENSIONS

CPU Dimensions (desktop/rack mount unit): Width: 482 mm (19.0"). Depth: 450 mm (17.7"). Height: 177 mm (7.0"). Weight: 17.5 kg (39 lbs.).

22" Monitor Dimensions*: Width: 20.2" (513.08 cm). Height: 15.9" (403.86 mm). Depth: 8.7" (221.8 mm). Weight: 15.3 lbs (6.9 kg).

***DIMENSIONS NOTE:** Dimensions subject to change. Contact NOTIFIER for further information.

ELECTRICAL

CPU Electrical: AC Input: (frequency 47 Hz – 63 Hz), 7.0 A @ 120 V, 60Hz (95-132 V), 4.0 A @ 230 V, 60Hz (185-264 V).

22" Monitor Electrical: (frequency 50/60 Hz auto-adjust), 0.65A–0.3A @ 100–240 VAC. Power consumption: 42 watts (maximum).

ENVIRONMENTAL

Operating Temperature: 0°C to 49°C (32°F to 120°F).

Standards and Codes

ONYXWorks complies with the following UL Standards and NFPA 72 Fire Alarm Systems requirements:

- **UL 864** (Fire).
- **UL 294** (Access Control).
- **UL 1076** (Burglary).
- **UL 2017** (General Purpose Signaling).
- **UL 2572** (Mass Notification).
- **CAN/ULC S527**.
- **CAN/ULC S559**.

Listings and Approvals

These listings and approvals apply to the modules specified in this document. In some cases, certain modules or applications may not be listed by certain approval agencies, or listing may be in process. Consult factory for latest listing status.

- **UL/ULC Listed:** S5526.
- **CSFM:** 7165-0028:0243 (NFS2-640/NFS-320), 7165-0028:0224 (NFS2-3030).
- **MEA:** 286-07-E (ONYXWORKS-NW, ONYXWORKS, NFN-GW-EM); 286-07-E Vol. 2 (NFN-GW-PC-F).
- **Fire Dept. of New York:** COA#6212 (NFS2-640/NFS-320), COA#6211 (NFS2-3030).
- FM Approved

Ordering Information

WARRANTY: The PC is warranted for 3 years; monitors are warranted from date of purchase for a period of 12 months. Please refer to the NOTIFIER Limited Warranty Policy for additional information.

ONYXWorks Workstation Components: ONYXWorks Workstation Graphics User Interface (GUI) software and hardware package. Includes UL-Listed rack mountable graphics PC with Intel® i7-4700EQ, 2.4GHz, QM87, 4th Gen, (four cores/8 threads), 6 MB of Cache, 16 GB of RAM, a 240 GB solid-state hard drive, sound, optical mouse, keyboard, Ethernet ports, one

GUI workstation software license, and software key. One UL-listed monitor required per workstation; dual-monitor capable (monitors sold separately).

ONYXWORKS-WS: Workstation with ONYXWorks GUI software and computer hardware. Monitor and network gateway sold separately.

MON-42LCDW: UL-listed 42" widescreen HD LED color monitor with integrated speakers.

MON-22LCDW: UL-listed 22" widescreen HD LED color monitor with integrated speakers.

MON-22LCDW-TS: UL-listed 22" widescreen HD LED color touchscreen monitor with integrated speakers.

NFN-GW-PC-F: NFN Gateway PC card with fiber.

NFN-GW-PC-W: NFN Gateway PC card with wire.

NFN-GW-EM-3: NFN Gateway, embedded.

NFN-GW-PC-HNSF: High-speed NFN Gateway PC card for single-mode fiber.

NFN-GW-PC-HNMF: High-speed NFN Gateway PC card for multi-mode fiber.

NFN-GW-PC-HNW: High-speed NFN Gateway PC card for wire.

DACR-GW*: Receivers Gateway (PC version).

NOTIFY-IP*: Mass notification voice paging; can page up to 50 NFN gateways simultaneously.

ONYX-NOTIFY*: Adds e-mail and text option to ONYXWorks.

ONYX-MM*: Adds Floatable/Dockable Windows option to support dual monitors.

LEDSIGN-GW: Emergency sign integration. Can operate with or without ONYXWorks Workstation.

OAX2-24V: Two-line sign for use with LEDSIGN-GW.

CAP-GW: DRMNS Integration for CAP-compliant devices.

ONYX-4*: Required keybit to upgrade ONYXWorks Version 3.x systems to Version 4.x.

OW-NOUL: ONYXWorks Non-UL software for monitor only purposes. Requires an Embedded NFN Gateway. PC not included. Minimum hardware requirements: Laptop or desktop with Windows 10 Operating Systems. Intel i5 processor or higher, 16GB RAM, 240GB Hard Drive, USB Connection, TCP/IP Ethernet Network Adapter and Speakers. Uninterruptible Power Supply (UPS) recommended.

***NOTE:** If adding to an existing system, please provide customer service with the 5-digit software key number of your workstation. An upgrade authorization will be provided to you.

NOTIFIER®, VeriFire®, and ONYXWorks® are registered trademarks and NOTIFIRE-NET™ is a trademark of Honeywell International Inc. Microsoft® and Windows® are registered trademarks of Microsoft Corporation. Intel® is a registered trademark of Intel Corporation. VisorALARM® is a registered trademark of the Teldat Corporation.

©2017 by Honeywell International Inc. All rights reserved. Unauthorized use of this document is strictly prohibited.



This document is not intended to be used for installation purposes.
We try to keep our product information up-to-date and accurate.
We cannot cover all specific applications or anticipate all requirements.
All specifications are subject to change without notice.



Country of Origin U.S.A.

For more information, contact Notifier. Phone: (203) 484-7161, FAX: (203) 484-7118.
www.notifier.com